

Hammerfix N

The hammer-in plug for a simple, fast and economical installation



5



Timber substructures



Cable ducts

Applications

- Substructures made of wood and metal
- Wall connection or plaster profiles
- Slides
- Sheets
- Cable and pipe clips
- Perforated tapes

Advantages

- The rapid hammerset installation reduces the amount of time required and allows for an economic series installation.
- The integrated hammer-in stop prevents the plug from expanding prematurely (jamming), thus enabling a problem-free installation.
- Together with the cross-slot recess, the

thread of the nail screw allows the screw to be removed, thus allowing for subsequent dismantling.

- The wide range of diameters, usage lengths and head shapes provides the correct plug for every fixing.

Characteristics



INOX STAINLESS STEEL

Building materials

- Concrete
- Solid sand-lime brick
- Building brick
- Natural stone
- Solid brick made from lightweight concrete
- Aerated concrete
- Solid panel made from gypsum
- Vertically perforated brick
- Perforated sand-lime brick
- Hollow blocks made from lightweight concrete

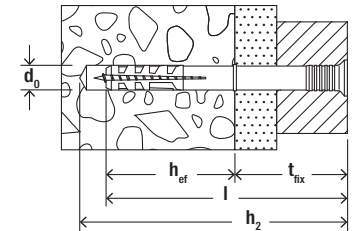
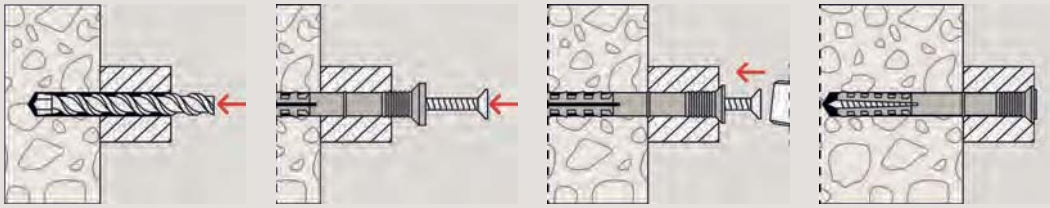
Functioning

- The Hammerfix N is suitable for push-through installation.
- When hammered in, the nail screw causes the plug to expand in two directions, thus providing a secure anchoring in the building material.
- Countersunk head plugs are recommended for the installation of timber constructions; in the case of metal constructions, use plugs with cylindrical head, and use flat edge plugs for long holes.

Versions

- Zinc-plated steel
- Stainless steel

Installation N



5

Technical data

Hammerfix N-S



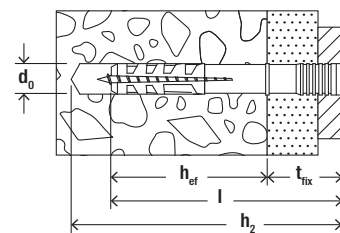
N-S with nail

N-S A2 with stainless steel A2 nail

Item	Zinc-plated steel	Stainless steel A2	Drill hole diameter	Effect. anchorage depth	Anchor length	Min. drill hole depth for through fixings	Max. fixture thickness	Drive	Sales unit [pcs]
	Item No.	Item No.	d_0 [mm]	h_{ef} [mm]	l [mm]	h_2 [mm]	t_{fix} [mm]		
N 5 x 30/5 S (100)	050395 ²⁾	050370	5	25	30	45	5	PZ2	100
N 5 x 40/15 S (100)	050351	—	5	25	40	55	15	PZ2	100
N 5 x 50/25 S (100)	050352	—	5	25	50	65	25	PZ2	100
N 6 x 40/10 S (50)	050354	050372	6	30	40	55	10	PZ2	50
N 6 x 40/10 S (100)	048788	—	6	30	40	55	10	PZ2	100
N 6 x 40/10 S (200)	513834 ²⁾	—	6	30	40	55	10	PZ2	200
N 6 x 60/30 S (50)	050355	050373	6	30	60	75	30	PZ2	50
N 6 x 60/30 S (100)	048789	—	6	30	60	75	30	PZ2	100
N 6 x 60/30 S (200)	513835 ²⁾	—	6	30	60	75	30	PZ2	200
N 6 x 80/50 S (50)	050353	—	6	30	80	95	50	PZ2	50
N 6 x 80/50 S (100)	048790	—	6	30	80	95	50	PZ2	100
N 6 x 80/50 S (200)	513836 ²⁾	—	6	30	80	95	50	PZ2	200
N 8 x 60/20 S (50)	050356	050374	8	40	60	75	20	PZ3	50
N 8 x 60/20 S (100)	048791	—	8	40	60	75	20	PZ3	100
N 8 x 80/40 S (50)	050358	050375	8	40	80	95	40	PZ3	50
N 8 x 80/40 S (100)	048792	—	8	40	80	95	40	PZ3	100
N 8 x 100/60 S (50)	050357	050376	8	40	100	115	60	PZ3	50
N 8 x 100/60 S (100)	048793	—	8	40	100	115	60	PZ3	100
N 8 x 120/80 S (50)	050359	—	8	40	120	135	80	PZ3	50
N 8 x 120/80 S (100)	048794	—	8	40	120	135	80	PZ3	100
N 10 x 100/50 S (50)	050346 ¹⁾	—	10	50	100	115	50	PZ3	50
N 10 x 135/85 S (50)	050347 ¹⁾	—	10	50	135	150	85	PZ3	50
N 10 x 160/110 S (50)	050348 ¹⁾	—	10	50	160	175	110	PZ3	50
N 10 x 230/180 S (50)	050335 ¹⁾	—	10	50	230	245	180	PZ3	50

1) not pre-assembled

2) also specially suitable for fischer pipe clips FC, see chapter electrical fixings.



Technical data

Hammerfix N-F



N-F with cylindrical head and nail

5

Item	Item No. gvz	Drill hole diameter	Effect. anchorage depth	Anchor length	Min. drill hole depth for through fixings	Max. fixture thickness	Drive	Sales unit [pcs]
		d_0 [mm]	h_{ef} [mm]	l [mm]	h_2 [mm]	t_{fix} [mm]		
N 5 x 25/1 F (100)	514872	5	25	25	40	1	PZ2	100
N 5 x 25/1 F (200)	514873	5	25	25	40	1	PZ2	200
N 5 x 30/5 F (100)	513736	5	25	30	45	5	PZ2	100
N 5 x 30/5 F (200)	513739	5	25	30	45	5	PZ2	200
N 5 x 40/15 F (100)	513737	5	25	40	55	15	PZ2	100
N 5 x 40/15 F (200)	513740	5	25	40	55	15	PZ2	200
N 5 x 50/25 F (100)	513738	5	25	50	65	25	PZ2	100
N 5 x 50/25 F (200)	513741	5	25	50	65	25	PZ2	200
N 6 x 35/5 F (100)	522948	6	30	35	40	5	PZ2	100
N 6 x 40/10 F (100)	513840	6	30	40	55	10	PZ2	100
N 6 x 40/10 F (200)	513843	6	30	40	55	10	PZ2	200
N 6 x 60/30 F (100)	513841	6	30	60	75	30	PZ2	100
N 6 x 60/30 F (200)	513844	6	30	60	75	30	PZ2	200
N 6 x 80/50 F (100)	513842	6	30	80	95	50	PZ2	100
N 6 x 80/50 F (200)	513845	6	30	80	95	50	PZ2	200
N 8 x 60/20 F (100)	513701	8	40	60	75	20	PZ3	100
N 8 x 80/40 F (100)	513702	8	40	80	95	40	PZ3	100
N 8 x 100/60 F (100)	513703	8	40	100	115	60	PZ3	100
N 8 x 120/80 F (100)	513704	8	40	120	135	80	PZ3	100

Technical data

Hammerfix N-PK/-S M/-S D A2



N-P K with flat edge and plastic nail

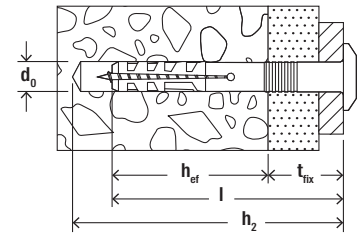


N-S M with nail and connection thread M6



N-S D A2 with isolating washer and nail

Item	Item No. gvz	Drill hole diameter	Effect. anchorage depth	Anchor length	Max. fixture thickness	Min. drill hole depth for through fixings	Washer	Drive	Sales unit [pcs]
		d_0 [mm]	h_{ef} [mm]	l [mm]	t_{fix} [mm]	h_2 [mm]	[Ø mm]		
N 6 x 40/7 P K (50)	050342	6	30	40	7	55	—	—	50
N 6 x 40/10 S M6 (50)	050398	6	30	40	10	55	—	—	50
N 6 x 40/10 S D A2 (50)	050367	6	30	40	10	55	19	PZ2	50
N 6 x 60/30 S D A2 (50)	050368	6	30	60	30	75	19	PZ2	50



Technical data

Hammerfix N-P



N-P with flat edge and nail

N-P A2 with flat edge and stainless steel A2 nail

Item	Zinc-plated steel	Stainless steel A2	Drill hole diameter	Effect. anchor depth	Anchor length	Min. drill hole depth for through fixings	Max. fixture thickness	Drive	Sales unit
	Item No.	Item No.	d_0 [mm]	h_{ef} [mm]	l [mm]	h_2 [mm]	t_{fix} [mm]		[pcs]
N 5 x 30/5 P (100)	050338	—	5	25	30	45	5	PZ2	100
N 6 x 30/1 P (100)	514869	—	6	30	30	45	1	PZ2	100
N 6 x 40/7 P (50)	050339	050369	6	30	40	55	7	PZ2	50
N 6 x 40/7 P (100)	048795	—	6	30	40	55	7	PZ2	100
N 6 x 40/7 P (200)	514871	—	6	30	40	55	7	PZ2	200
N 8 x 40/1 P (50)	015903	—	8	40	40	55	1	PZ3	50
N 8 x 40/1 P (100)	514870	—	8	40	40	55	1	PZ3	100

Loads

Hammerfix N

Recommended loads¹⁾ for a single anchor.

The given loads are valid for screw nails with the specified diameter.

Type		N 5	N 6 ³⁾	N 8	N 10
Screw nail diameter	[mm]	3.5	4	5	7
Recommended loads in the respective base material $F_{rec}^{2)}$					
Concrete	$\geq C20/25$	[kN] 0.20	0.25	0.27	0.33
Solid brick	$\geq Mz 12$	[kN] 0.14	0.18	0.24	0.30
Solid sand-lime brick	$\geq KS 12$	[kN] 0.18	0.22	0.24	0.33
Solid brick of lightweight aggregate concrete	$\geq V 4$	[kN] 0.05	0.12	0.15	0.16
Aerated concrete	$\geq AAC 2$	[kN] 0.03	0.04	0.05	0.10
Aerated concrete	$\geq AAC 4$	[kN] 0.07	0.10	0.13	0.16

¹⁾ Required safety factors are considered.

²⁾ Valid for tensile load, shear load and oblique load under any angle.

³⁾ The values have to be reduced by 50% for N 6 x 40/7 P K.